


CORPORATE PRESENTATION

Merger with Sayona to Create a North American Leader

 Nasdaq :PLL

 ASX :PLL

ARBN 647 286 360

LiOH

December 2024

DISCLAIMERS

Forward Looking Statements

This presentation contains forward-looking statements within the meaning of or as described in securities legislation in the United States and Australia, including statements regarding exploration, development, construction and production activities of Sayona Mining, Atlantic Lithium and Piedmont Lithium; current plans for Piedmont's mineral and chemical processing projects; Piedmont's potential acquisition of an ownership interest in Ewoyaa; and strategy. Such forward-looking statements involve substantial and known and unknown risks, uncertainties and other risk factors, many of which are beyond our control, and which may cause actual timing of events, results, performance, or achievements and other factors to be materially different from the future timing of events, results, or performance expressed or implied by the forward-looking statements. Such risk factors include, among others: (i) that Piedmont, Sayona Mining or Atlantic Lithium may be unable to commercially extract mineral deposits, (ii) that Piedmont's, Sayona Mining's or Atlantic Lithium's properties may not contain expected reserves, (iii) risks and hazards inherent in the mining business (including risks inherent in exploring, developing, constructing and operating mining projects, environmental hazards, industrial accidents, weather or geologically related conditions), (iv) uncertainty about Piedmont's ability to obtain required capital to execute its business plan, (v) Piedmont's ability to hire and retain required personnel, (vi) changes in the market prices of lithium and lithium products, (vii) changes in technology or the development of substitute products, (viii) the uncertainties inherent in exploratory, developmental and production activities, including risks relating to permitting, zoning and regulatory delays related to Piedmont's projects as well as the projects of our partners in Quebec and Ghana, (ix) uncertainties inherent in the estimation of lithium resources, (x) risks related to competition, (xi) risks related to the information, data and projections related to Sayona Mining or Atlantic Lithium, (xii) occurrences and outcomes of claims, litigation and regulatory actions, investigations and proceedings, (xiii) risks regarding our ability to achieve profitability, enter into and deliver product under supply agreements on favorable terms, our ability to obtain sufficient financing to develop and construct our projects, our ability to comply with governmental regulations and our ability to obtain necessary permits, and (xiv) other uncertainties and risk factors set out in filings made from time to time with the U.S. Securities and Exchange Commission ("SEC") and the Australian Securities Exchange, including Piedmont's most recent filings with the SEC. The forward-looking statements, projections and estimates are given only as of the date of this presentation and actual events, results, performance and achievements could vary significantly from the forward-looking statements, projections and estimates presented in this presentation. Readers are cautioned not to put undue reliance on forward-looking statements. Piedmont disclaims any intent or obligation to update publicly such forward-looking statements, projections and estimates, whether as a result of new information, future events or otherwise. Additionally, Piedmont, except as required by applicable law, undertakes no obligation to comment on analyses, expectations or statements made by third parties in respect of Piedmont, its financial or operating results or its securities.

Qualified Persons Statement- Carolina Lithium

We have reported mineral reserves, which were prepared in accordance with Regulation S-K Item 1300 (as promulgated by the SEC, "S-K 1300") and the 2012 Edition of the Australasian Code for Reporting of Exploration Results, Mineral Resources and Ore Reserves (the "JORC Code") (as required by the ASX), in connection with our exploration and evaluation activities. As of December 31, 2022, we reported 18.3 million metric tons of probable mineral reserves at a grade of 1.10% Li₂O. We issued our first mineral resource estimate pursuant to S-K 1300 and the JORC Code on October 21, 2021 and have not finalized any subsequent estimates. The proven and probable reserve figures presented herein are estimates based on information available at the time of calculation.

The mineral resource figures presented herein are estimates based on information available at the time of calculation and do not include that portion of our mineral resources that been converted to proven and probable reserves as shown above, as they are reported exclusive of mineral reserves. We have reported mineral resources, prepared in accordance with S-K 1300, as part of our exploration and evaluation activities. As of December 31, 2022, we have reported 25.89 million metric tons of mineral resources, exclusive of mineral reserves, at a grade of 1.06% Li₂O.

An initial Technical Report Summary with respect to our estimated mineral reserves was filed as an exhibit to our Transition Report for the six-month period ending December 31, 2021. An Amended Technical Report Summary, dated April 20, 2023 (the "Amended TRS"), was filed as Exhibit 96.3 to our most recent Form 10-K/A to include certain information as required by S-K 1300. Key assumptions and parameters relating to our estimates of mineral reserves and resources are discussed in Sections 1.9 and 1.10 of the Amended TRS. We intend to publish reserves annually and recalculate reserves if any new significant changes are expected, taking into account metal prices, changes to estimates of future production and costs, divestments and depletion, as well as any acquisitions and additions.

As required by ASX Listing Rules, Piedmont confirms that: a) it is not aware of any new information or data that materially affects the information included in our most recent form 10-K/A ; b) all material assumptions and technical parameters underpinning mineral reserves, mineral resources, production targets, and related forecast financial information derived from production targets included in our form 10-K/A continue to apply and have not materially changed; and c) the form and context in which the relevant Qualified Persons' findings are presented in this report have not been materially modified from the Amended TRS.

DISCLAIMERS

Cautionary Note to United States Investors Concerning Estimates of Measured, Indicated and Inferred Mineral Resources

Standards for Assessing Mineral Reserves and Resources

As a U.S. public company listed in the United States and Australia, Piedmont is required to comply with the resource estimation standards of both S-K 1300 and the JORC Code. Certain of Piedmont's partners instead comply with the JORC Code or Canadian National Instrument 43-101, Standards of Disclosure for Mineral Projects ("NI 43-101").

Each of these standards contain specific meanings for terms such as "mineral resource", "measured mineral resource", "indicated mineral resource" and "inferred mineral resource" "proven mineral reserves," "probable mineral reserves" and for various types of technical studies. Although the principles for reporting mineral reserves and resources, including subcategories of measured, indicated and inferred resources, are broadly similar under each set of standards, we caution you that estimates prepared solely under the JORC Code or NI 43-101 are not fully comparable to similarly titled measures disclosed under S-K 1300 or the other reporting and disclosure requirements of the U.S. federal securities laws, rules and regulations.

Mineral Reserves and Resources of Piedmont

Mineral reserve and mineral resource information contained in this presentation for the Carolina Lithium Project was prepared by Piedmont in accordance with S-K 1300 and the JORC Code.

Mineral Reserves and Resources of Sayona Quebec

Mineral reserve and mineral resource information contained in this presentation for the Authier and North American Lithium Projects was prepared by Sayona in accordance with the JORC Code and NI 43-101. Such information was not prepared in accordance with S-K 1300.

Mineral Reserves and Resources of Atlantic Lithium

Mineral reserve and mineral resource information contained in this presentation for the Ewoyaa Project was prepared by Atlantic Lithium in accordance with the JORC Code. Such information was not prepared in accordance with S-K 1300.

In June 2023, Atlantic Lithium announced the successful completion of a technical study for Ewoyaa in accordance with the JORC Code, demonstrating the potential of Ewoyaa to produce low-cost spodumene concentrate using a dense medium only processing technique. In the Atlantic Lithium study, 6% of the mined tons reported in the production target was based on the inclusion of inferred resources. There is a low level of geological confidence associated with inferred mineral resources, and there is no certainty that further exploration work would result in a determination of measured or indicated mineral resources resulting from the inferred resources, that the inferred resources would be converted to mineral reserves or that the production target itself would be realized. Although Atlantic Lithium has characterized this technical study as a definitive feasibility study, due to the inclusion of the inferred resources, we consider the production target and its associated economics as a scoping study.

MERGER WITH SAYONA

Creates the Largest Lithium Producer in North America

Spodumene Resources of Global Scale

Merger Enables Potential Brownfield Expansion at NAL

Three DFS-Stage Projects in Favorable Locations

Significant Merger Synergies and Ongoing Cost Savings

Strong Balance Sheet with Blue-Chip Institutional Support

Dual-Listing on Nasdaq and ASX to Broaden Investor Appeal

CORPORATE SNAPSHOT

PIEDMONT LITHIUM



Shares / CDIs Outstanding (100 CDIs = 1 Share) ¹	21.82 mm	2,181.9 mm
Price (@ 11/29/24)	\$12.56	A\$0.180
Average Daily Trading Volume (90-day)	\$8 mm	A\$0.2 mm
Market Cap (@ 11/29/24)	\$274 mm	A\$393 mm
Cash and Securities ²	\$94 mm	A\$144 mm

RESEARCH COVERAGE

B | RILEY Securities



CANACCORD Genuity



Clarksons Platou
Securities

EVERCORE ISI

J.P.Morgan



MACQUARIE



ROTH Capital Partners



TD Cowen
a division of TD Securities

TUOHY BROTHERS
INVESTMENT RESEARCH INC.


- ^{1.} Shares / CDIs Outstanding includes the shares issues as part of Piedmont's capital raise announced on November 19, 2024. See Piedmont's SEC and ASX filings on that date.
- ^{2.} Cash and securities represents Piedmont's cash balance as of September 30, 2024, the value of shares owned in Atlantic Lithium as of November 29, 2024 and the net proceeds from Piedmont's capital raise announced on November 19, 2024.

PROPOSED MERGER TRANSACTION DETAILS

Overview	<ul style="list-style-type: none">• All-stock merger between Piedmont Lithium and Sayona Mining• Sayona, the surviving entity, will rebrand under a new name to be announced in due course (“MergeCo”)• Post transaction ownership split⁽¹⁾ of MergeCo: approximately 50% Piedmont shareholders / 50% Sayona shareholders, prior to a conditional placement in MergeCo• The Sayona and Piedmont board of directors unanimously recommend that their respective shareholders vote in favour of the Transaction and intend to vote, or procure the voting of any Sayona or Piedmont shares held by them (as applicable) in favour of the Transaction, in each case subject to a superior proposal
Structure	<ul style="list-style-type: none">• Effected via an Agreement and Plan of Merger with Sayona remaining the ultimate parent entity• MergeCo to be domiciled in Australia, with a primary listing on ASX and a secondary listing on Nasdaq• Share consolidation being evaluated as part of merger transaction• Global presence with corporate headquarters in Brisbane, Australia, and offices in Belmont, North Carolina and Montreal, Quebec
Governance	<ul style="list-style-type: none">• Lucas Dow to be Managing Director and CEO of MergeCo; Keith Phillips to be Strategic Advisor for a transition period• Chairman of MergeCo to be nominated by Piedmont• MergeCo Board of 8 members, 4 directors appointed by Piedmont and 4 directors appointed by Sayona
Closing	<ul style="list-style-type: none">• Transaction expected to close in the first half of 2025• Completion is subject to shareholder approval of each company, regulatory approvals, and other customary conditions for a transaction of this nature

CREATES A STRONGER, STREAMLINED LITHIUM BUSINESS
POSITIONED TO GROW THROUGH CYCLES

PIEDMONT LITHIUM



Transaction Rationale

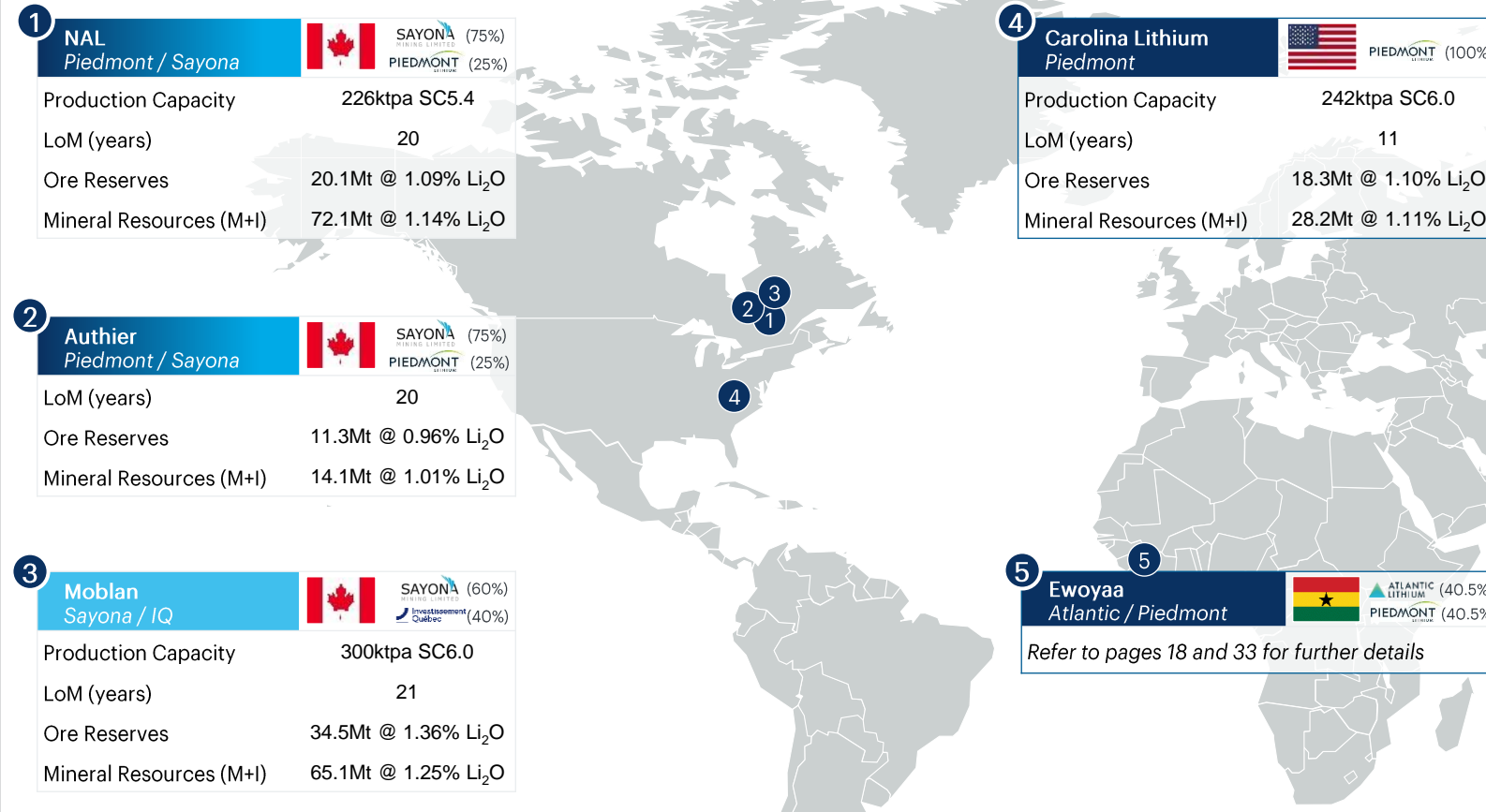
Scale	Optimization	Growth
<ul style="list-style-type: none">• #1 North American hard rock pure-play lithium producer• Significant combined lithium Ore Reserve Estimate of 70.4Mt @ 1.15% Li₂O and M&I Mineral Resource estimate totalling 153.5Mt @ 1.15% Li₂O¹• Advantaged access to U.S. end markets and IRA incentives	<ul style="list-style-type: none">• Consolidated North American Lithium (“NAL”) offtake economics• Complementary technical capabilities• Simplified ownership structure• Material logistics, procurement and marketing synergies	<ul style="list-style-type: none">• Aligns economic interests in pursuing NAL brownfield expansion• Significantly strengthened balance sheet to support growth pipeline• Diversified growth portfolio with significant optionality

1. Combined Sayona and Piedmont lithium spodumene ore reserve estimates and mineral resource estimates (in the measured and indicated category, inclusive of reserves and exclusive of inferred resources). Ore reserve and mineral resource estimates reported in accordance with the JORC code, and with the exception of those attributable to Carolina Lithium, are not reported in accordance with S-K 1300. Metrics as reported and shown on a net attributable basis, refer to supporting information on pages 29- 32.

MAJOR ASSETS LOCATED IN LOWER RISK MINING JURISDICTIONS



Overview of Key MergeCo Assets⁽¹⁾



Combined Key Statistics

Combined Reserve & Resource⁽²⁾

70.4Mt @1.15% Li₂O Reserves
153.5Mt @1.15% Li₂O Resources

Production Capacity⁽³⁾

593 ktpa

LTM Production at 30 June 2024⁽⁴⁾

155.8Kt

Project Portfolio⁽⁵⁾

1 Producing
4 Development

1. Estimated Spodumene Concentrate Production and JORC Code Ore Reserve and Mineral Resource Estimates as reported and shown on a 100% basis. Mineral resources are reported inclusive of reserves and exclusive of inferred resources. Metrics based off studies and company disclosure (see "Important Information and Disclaimer" section for details), refer to page 29 – 32 for supporting information on Mineral Resource and Ore Reserve Estimates. With the exception of Carolina Lithium, reserves and resources are not reported in accordance with S-K 1300.

2. Combined Sayona and Piedmont spodumene resources excluding Ewoyaa (inclusive of reserves and exclusive of

inferred resources) as reported and shown on a net attributable basis

3. Attributable annual SC6 equivalent spodumene concentrate production capacity

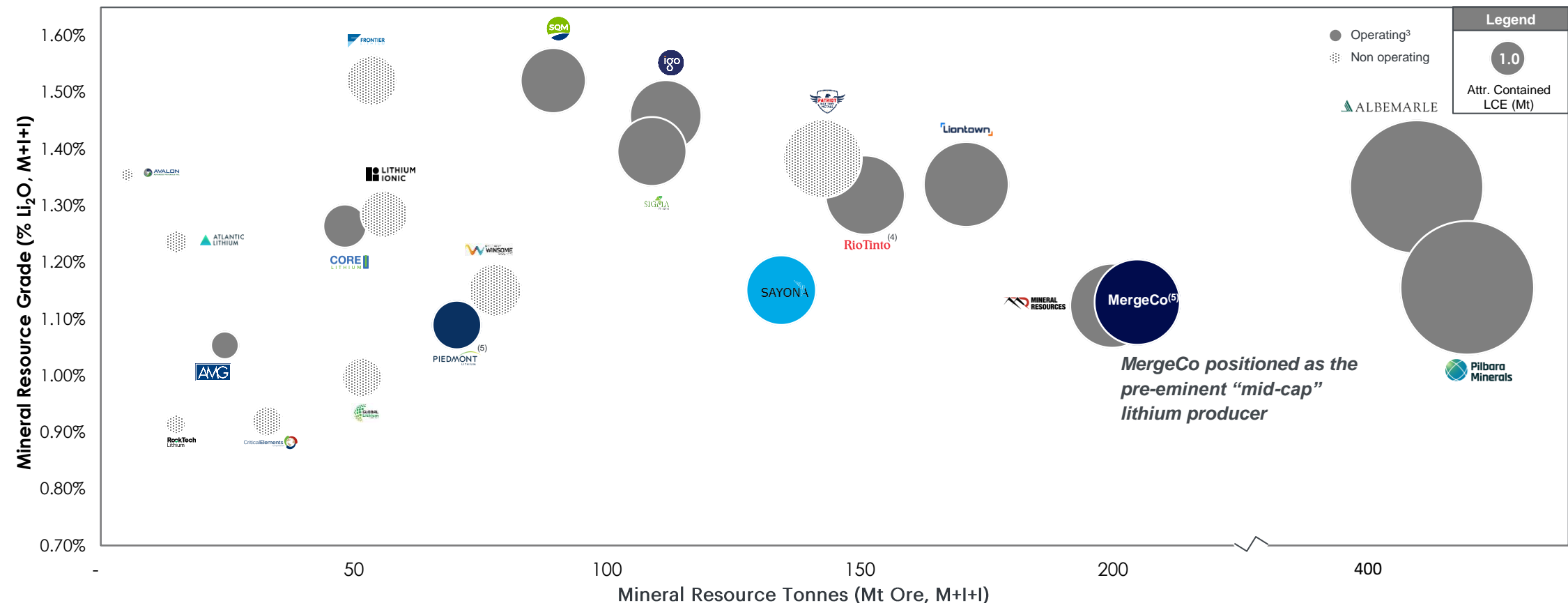
4. Dry metric tonnes of spodumene concentrate

5. Authier counted as development asset and not included in NAL

LEADING HARD ROCK RESOURCE BASE TOTALING 205Mt

Select Hard Rock M+I+I Mineral Resource Base Benchmarking

Attributable M+I+I Mineral Resource Estimate (Mt)⁽¹⁾, M+I+I Mineral Resource Grade (%)⁽²⁾ and M+I+I Resource Contained LCE (Mt)



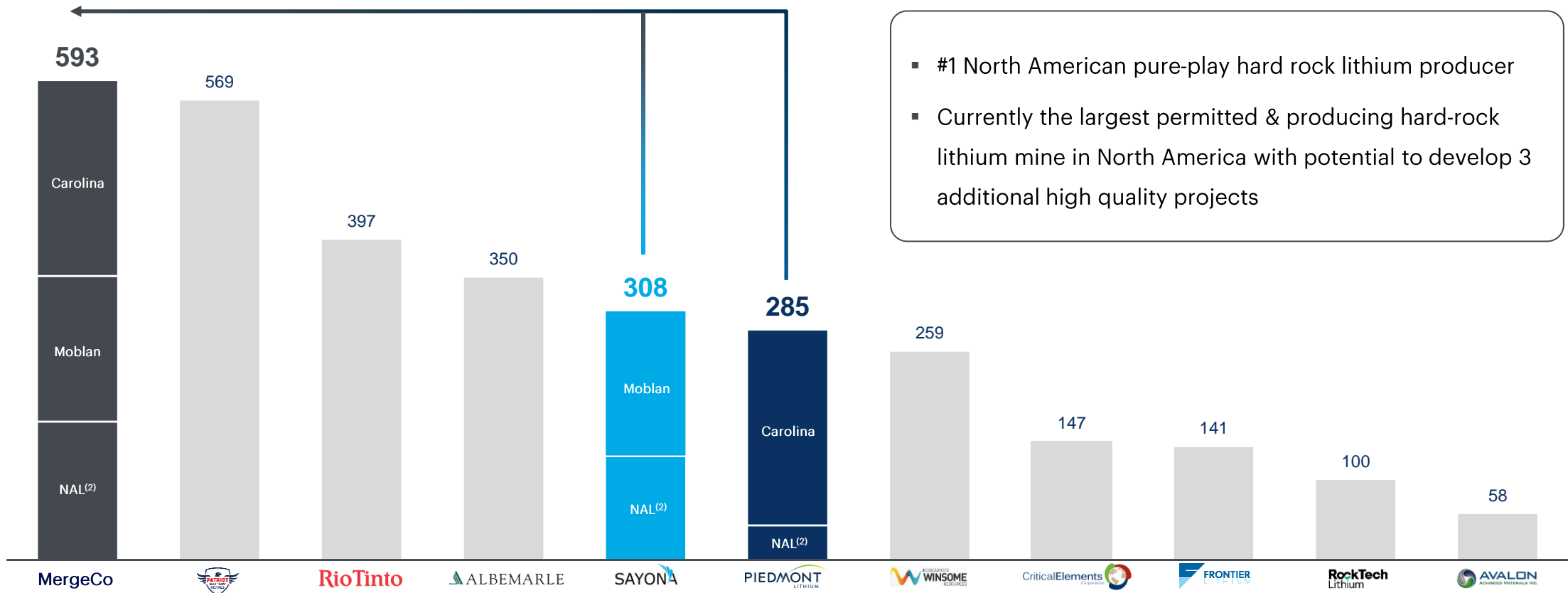
1. Peer Mineral Resource Estimates (Measured, Indicated & Inferred) as reported, refer to supporting sources on page 33 for peer comparison resource estimates and supporting information on page 29 – 32 for Piedmont and Sayona resource estimates
2. Resource grade calculated based on companies total hard rock attributable portfolio
3. Operating indicates one or more producing assets within the portfolio
4. Assumes completion of Rio Tinto's acquisition of Arcadium Lithium
5. Excludes Ewos

POSITIONED TO BE A NORTH AMERICAN LITHIUM CHAMPION



North America Hard Rock Lithium Producers

North American LOM Avg. Spodumene Concentrate Capacity (ktpa SC6 equivalent)⁽¹⁾



1. Capacity based on public company data (see "Important Information and Disclaimer" section for details). Totals may differ due to small rounding. Excludes Chinese companies. Refer to supporting information on page 34

2. LOM average spodumene production for North American Lithium expected to be 190ktpa SC5.4 (171ktpa SC6.0), includes Authier project

SIMPLIFIED OWNERSHIP STRUCTURE UNLOCKS POTENTIAL

High Quality, Strategically Located Assets

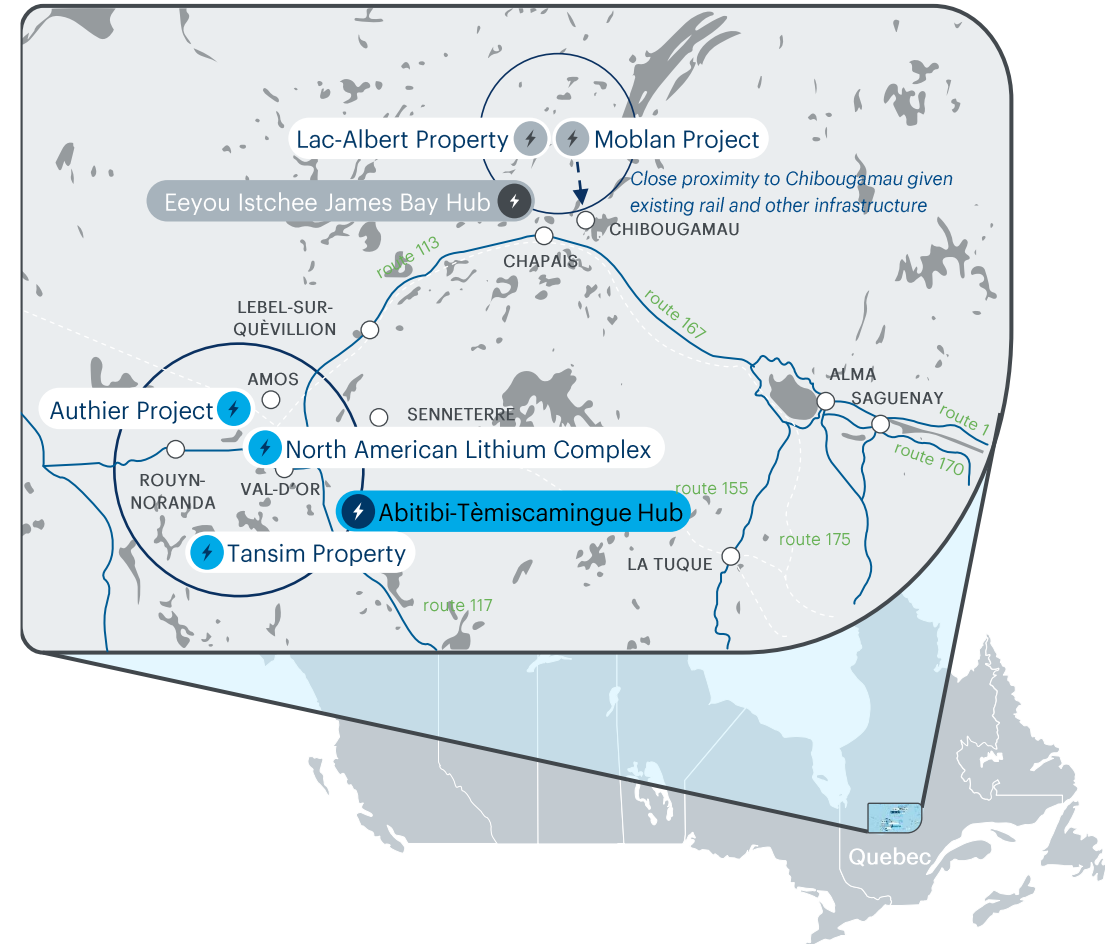
- NAL is a major hard rock producer targeting 226ktpa of annual spodumene concentrate production⁽¹⁾
- Moblan is one of the largest and highest grade North American spodumene resources, with a recently published resource upgrade and DFS⁽²⁾
- Attractive low carbon intensity production levels relative to peers through access to hydropower in Quebec

Economic Alignment to Pursue NAL Brownfield Expansion

- Early studies commenced and underpinned by a significant resource base
- Supports reduction in unit mining costs and capital intensity (utilizing existing pre-stripping and infrastructure), resulting in higher cashflow generation through-the-cycle

Enhanced Downstream Integration Optionality

- MergeCo to consider fully-integrated solution for end customers
- Increased feedstock optionality, including more than 3 sources in Quebec
- Would benefit from a lower delivered cost to U.S. OEMs given asset proximity
- MergeCo to seek technical partners / expertise in chemical production



ECONOMIC ALIGNMENT TO PURSUE POTENTIAL BROWNFIELD EXPANSION

- 1 Early internal studies commenced, underpinned by a significant resource base⁽¹⁾
- 2 Anticipate a material reduction in the strip ratio and therefore mining costs (by using existing pre-stripping and infrastructure)
- 3 Simplification of ownership structure, with removal of contractual complexities
- 4 Planned to result in higher cashflow generation through-the-cycle
- 5 Low capital intensity with a lower cost base (utilizing existing pre-stripping and infrastructure) and increase in mine life will materially improve returns and asset value
- 6 Brownfield site with existing infrastructure will have a significantly faster and simpler permitting process than a new development

SYNERGIES IMPROVE COST BASE AND RESILIENCE THROUGH THE CYCLE

OPERATING SYNERGIES

- Optimize logistics and procurement with potential to deliver lower operating costs
- Marketing synergies expected through significantly expanded customer relationships
- Ability to re-route and share staff between projects

SHARING OF TECHNICAL EXPERTISE

- Leveraging proven management and technical expertise to expand production base

STRENGTHENED POSITION TO DELIVER GROWTH PROJECTS

- Strengthened balance sheet with ability to fund and accelerate growth projects
- Better placed to pursue a vertically integrated strategy through downstream solutions for key assets

CORPORATE OVERHEADS

- Optimization of corporate and JV functions
- Reduction of corporate costs

Initial Estimate of Annual Cost Synergies

SG&A

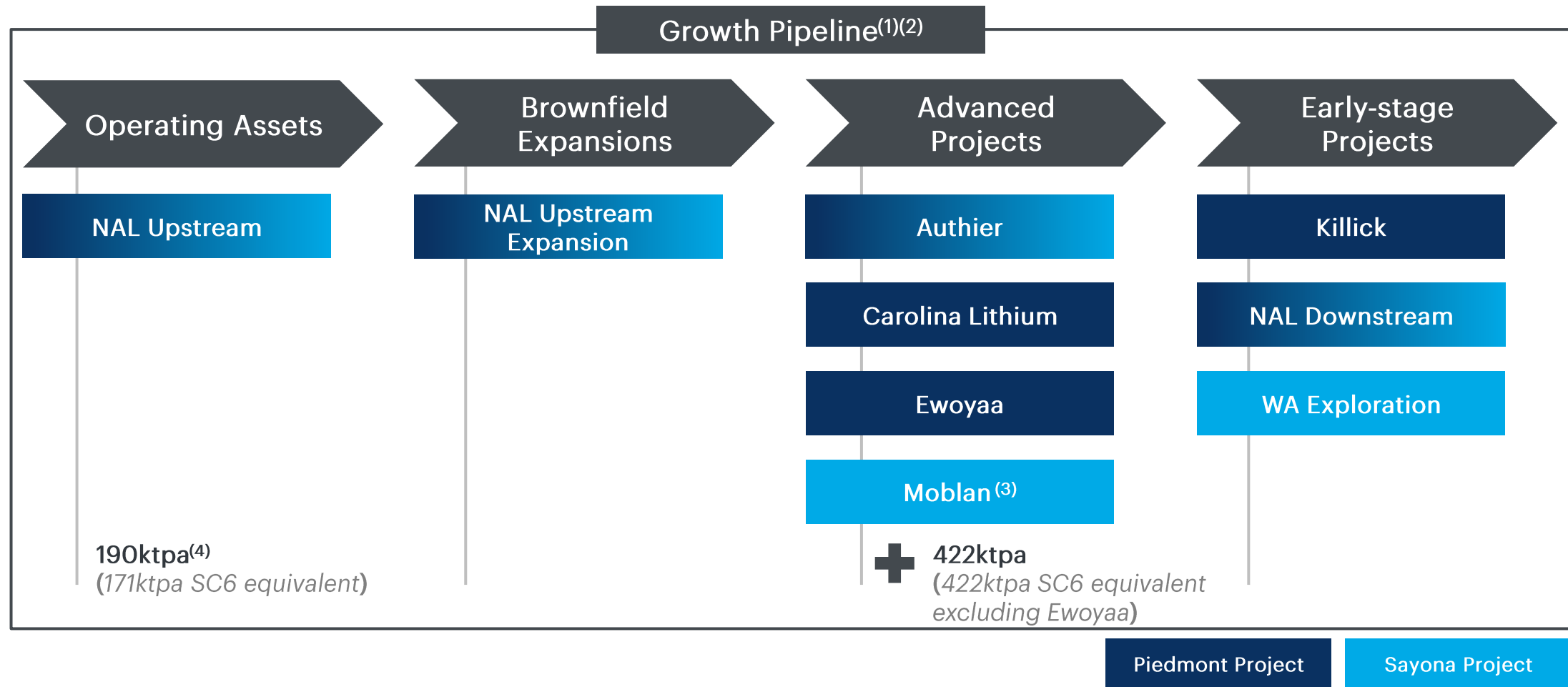
Asset
Optimization

Logistics &
Procurement

Initial Estimate
of Run-Rate
Synergies

US\$15-20M
per annum

COMBINED SCALE ENHANCES GROWTH PIPELINE AND PROVIDES FLEXIBILITY TO OPTIMIZE DEVELOPMENT



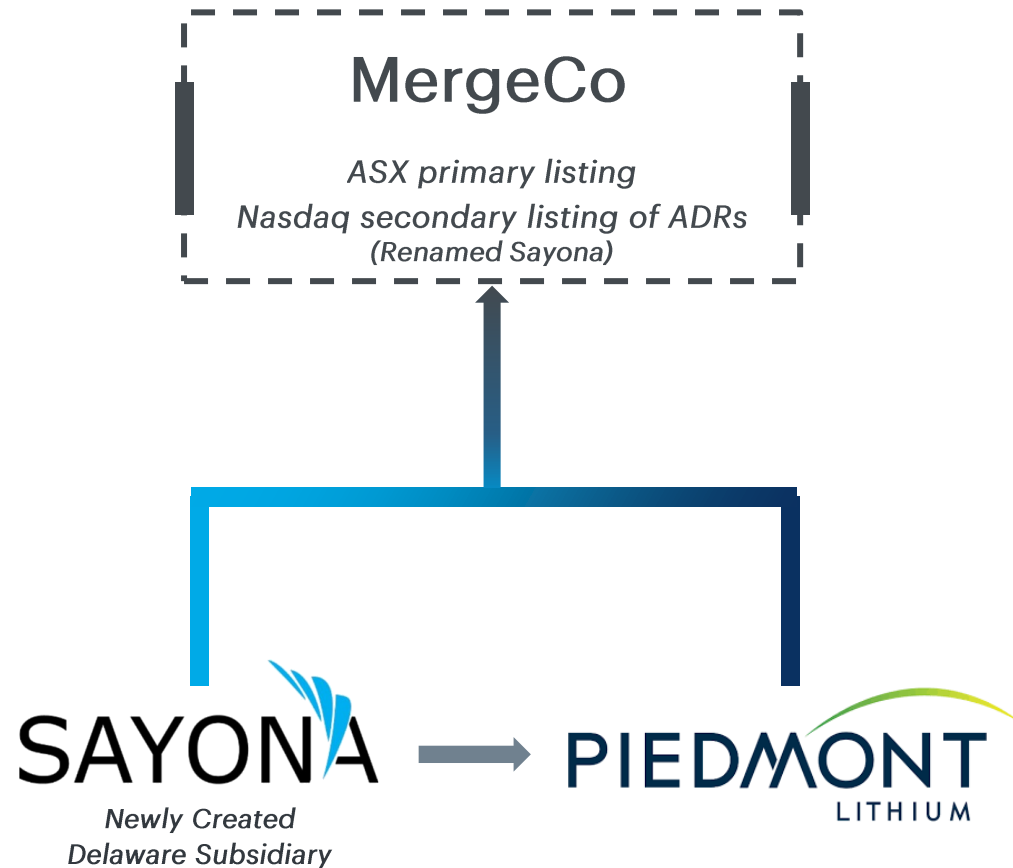
1. Estimated Spodumene Concentrate Production Capacity as reported and shown on an attributable basis. Refer to "Important Information and Disclaimer" section for the source of previously reported production targets for NAL Upstream, Authier, Carolina Lithium, and Moblan, which are underpinned by the Mineral Resource and Ore Reserve Estimates on page 29 - 32

2. Projects listed in alphabetical order

3. Moblan equity interest shown to be 60%

4. Production target over life-of-mine of 190ktpa spodumene concentrate. Target annual production for first four years until start of downstream production is 226ktpa. Refer to Sayona ASX announcement released on 14 April 2023

MERGER TRANSACTION STRUCTURE



Overview of the merger

- Newly-formed subsidiary of Sayona to merge with and into Piedmont, subject to shareholder approvals
- Post transaction ownership split: approximately 50% Sayona shareholders / 50% Piedmont shareholders, on a fully-diluted basis, prior to conditional placement
- Exchange ratio of 527 Sayona shares per Piedmont share, or 5.27 Sayona shares per Piedmont CDI
- Sayona will be the ultimate parent entity (i.e “MergeCo”)
- MergeCo will be domiciled in Australia
- MergeCo to rebrand under a new name to be announced

Benefits of ASX primary listing and a Nasdaq secondary listing

- ✓ ASX has demonstrated track record of supporting emerging mining companies, already familiar with MergeCo’s assets
- ✓ Nasdaq listing provides enhanced liquidity and potential to broaden equity research coverage and institutional investor interest

NORTH AMERICAN LITHIUM

North America's Largest Operating Spodumene Asset

Asset Overview

- North American Lithium is primarily comprised of the Authier project and NAL mine which are owned by the Sayona Quebec JV (Sayona 75%; Piedmont 25%)
- The JV partners acquired the NAL operations in August 2021 and have since successfully recommissioned operations, producing first concentrate in March 2023
- April 2023 DFS outlined 20-year mine plan, producing an average of 190ktpa SC 5.4 at US\$619/t
- Downstream integration / supply to a Quebec based supply-chain important for the government and key stakeholder, Investissement Quebec

Mineral Resources^(1,2)

Classification	Tonnage (Mt)	Grade (% Li ₂ O)	Contained Metal (kt LCE)
Measured	6.9	1.00	170
Indicated	79.2	1.13	2,211
Total (M+I)	86.1	1.12	2,381
Inferred	18.7	1.04	482

North American Lithium Spodumene Concentrator



NAL CHECKS ALL THE BOXES IN CANADA

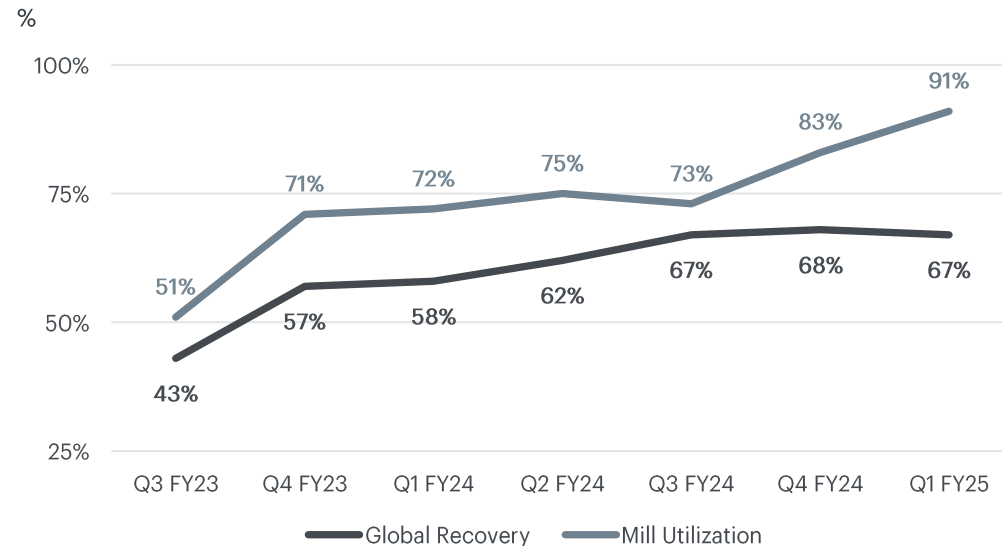
Project	Owner	Reserves	DFS	Permitted	Funded	Operational
NAL	MergeCo	✓	✓	✓	✓	✓
Whabouchi	RioTinto ¹ 	✓	✓	✓	✓	✗
Galaxy (James Bay)	RioTinto ¹	✓	✓	✓	✓	✗
Rose	CriticalElements 	✓	✓	✓	✗	✗
Moblan	MergeCo 	✓	✓	✗	✗	✗
PAK / Spark		✓	✗	✗	✗	✗
Shaakichiuwaanaan		✗	✗	✗	✗	✗
Adina		✗	✗	✗	✗	✗

NAL PRODUCTION

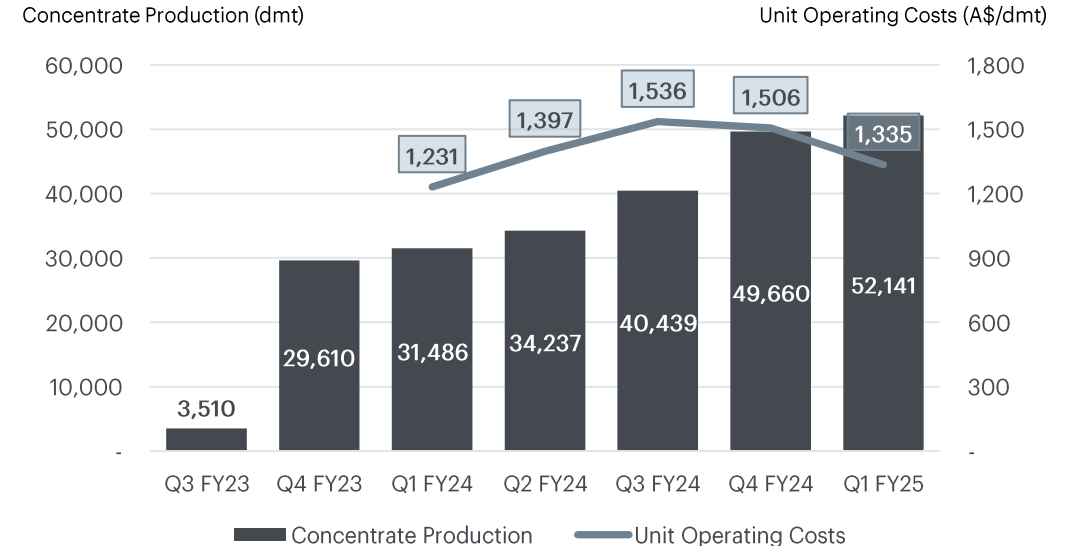
On Track for 190 - 210kt over the Next 12 Months

- ✓ Production restart and maiden shipments within 2 years of NAL acquisition
- ✓ Significant increase in ore mined
- ✓ Higher grades delivered to plant due to increased blasting efficiencies and dilution management
- ✓ Continued focus on improving process plant utilization and plant stability
- ✓ Operating costs expected to significantly improve over FY25

NAL Global Recovery and Mill Utilization⁽¹⁾



NAL Concentrate Production and Operating Costs⁽¹⁾



Asset Overview

- MergeCo can earn a 50% interest in the Ewoyaa Project prior to potential dilution and 50% offtake of life of mine production
- Atlantic Lithium DFS announced in June 2023 and updated mineral resource estimate released in July 2024
- Project site ~70 miles from a major port along a national highway with adjacent hydroelectric powerlines
- Coarse-grained spodumene mineralogy implies low capex and low opex DMS flowsheet
- Received mine operating permit in October 2024

Project Site and Infrastructure



CAROLINA LITHIUM

The United States' Most Advanced Hard Rock Lithium Project

Asset Overview

- Located in Gaston County, NC, the cradle of the lithium business
- Low-cost operating environment benefitting from existing infrastructure, minimal transport distances, low corporate taxes and no government royalties
- Positioned to benefit from the U.S. Treasury's 45X manufacturing credit
- State Mine Permit received; pursuing remaining permits and local approvals
- Planned fully-integrated LiOH operation; phased downstream development approach
- Proximate to lithium and byproduct markets

Mineral Resources^(1,2)

Classification	Tonnage (Mt)	Grade (% Li ₂ O)	Contained Metal (kt LCE)
Measured	-	-	-
Indicated	10.0	1.14	280
Total (M+I)	10.0	1.14	280
Inferred	15.9	1.02	401

Proximity to Key US End Customers



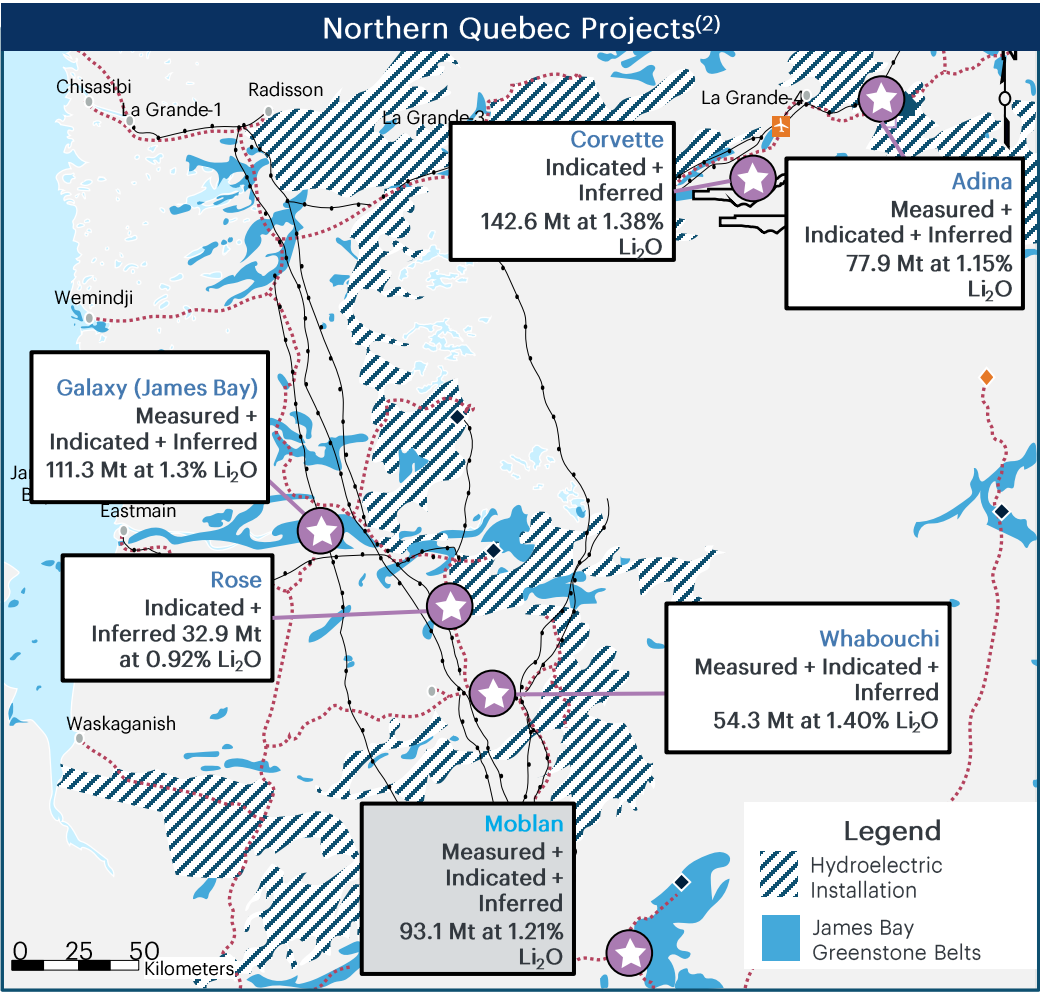
Moblan has the Potential to be One of the Lowest Cost Spodumene Concentrate Producers Globally

Asset Overview

- In October 2021, Sayona acquired a 60% interest in the Moblan Lithium Project from Lithium Royalty Corp. The remaining 40% is owned by Investissement Québec
- Moblan Definitive Feasibility Study in February 2024 estimated capital expenditure of US\$722 million for 300ktpa concentrate production with significant scope for optimization
- Downstream integration / supply to a Quebec based supply-chain important for the government and joint venture partner Investissement Québec

Mineral Resources^(1, 2)

Classification	Tonnage (Mt)	Grade (% Li ₂ O)	Contained Metal (kt LCE)
Measured	6.0	1.53	227
Indicated	59.1	1.22	1,783
Total (M+I)	65.1	1.25	2,010
Inferred	28.0	1.14	789



1. Updated JORC Mineral Resource Estimate, refer to Sayona's ASX announcement on 27 August 2024, "Moblan Mineral Resource increases 81% to 93Mt". Mineral Resources for Moblan are not reported in accordance with S-K 1300. Refer to page 31 – 32 for further information

2. Refer to data on page 33 for further information on mineral resource estimates for neighboring Northern Quebec Projects

EARLY EXPLORATION

Killick and Western Australia

Killick Overview

- Piedmont can earn up to a 62.5%⁽¹⁾ interest in Vinland Lithium's Killick Lithium Project, located in Newfoundland, Canada
- Land package of 950km² hosts 60km of prospective strike length⁽²⁾, with analogous geology to the Carolina tin-spodumene belt
- MergeCo will own Piedmont's 19.9% equity interest in Vinland and its first right of refusal on life-of-mine offtake rights for future concentrate production from Killick

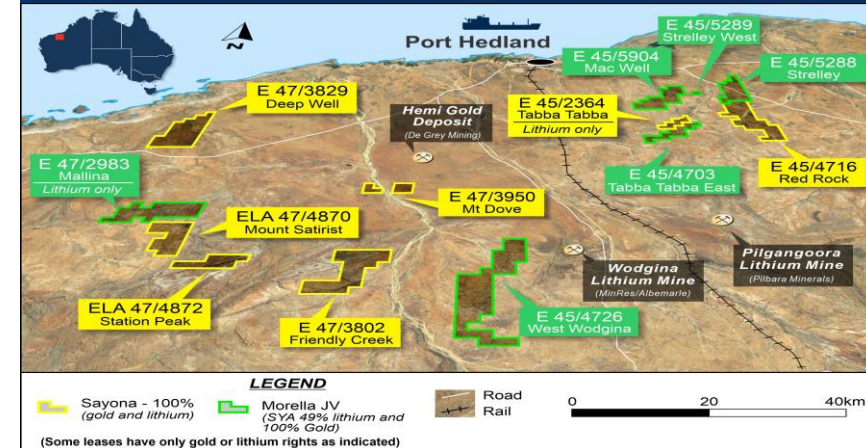
Western Australia Overview

- MergeCo will inherit Sayona's portfolio of 13 exploration leases in the Pilbara Region of Western Australia
- Portfolio has a total lease area of 878km² in a highly prospective region for lithium and gold, proximal to two of the largest hard rock operating mines – Wodgina and Pilgangoora
- Six of the tenements are held under the Morella Lithium Joint Venture (Sayona 49%; Morella Corporation 51%) with the remaining leases owned 100% by Sayona (E45/2364 owned by De Grey Mining, SYA holds lithium rights)

Killick Location



Western Australia Portfolio Location



1. Piedmont can earn up to a 62.5% interest via a series of staged investments including: (i) an additional 21.65% contingent upon issuing C\$2mm of Piedmont equity to Sokoman Minerals and Benton Resources and funding at least C\$3mm of exploration at Killick ("First Additional Earn-in Right"); and (ii) an additional 24.5% subsequent to the First Additional Earn-in Right contingent upon issuing C\$6mm of Piedmont equity to Sokoman Minerals and Benton Resources and funding at least C\$3mm of exploration at Killick ("Second Additional Earn-in Right")

2. Refer to Piedmont's ASX Announcement on 12 October 2023

UPCOMING MILESTONES

1

NAL

- ☐ Achieve operating cost reductions based on run-rate production levels
- ☐ Complete exploration drilling and update Resource and Reserve Estimates
- ☐ Early studies for brownfield expansion of spodumene concentrate production

2

EWOYAA

- ☐ Ratification of Mining Lease
- ☐ Completion of \$28mm MIIF project-level investment
- ☐ Secure non-dilutive project financing to reduce partner equity requirements

3

CAROLINA

- ☐ Secure Air and Water Permit
- ☐ Engineering optimization for consolidation of activities in North Carolina
- ☐ Advance strategic partnering and project finance options

4

MOBLAN


- ☐ Complete exploration drilling and update Resource and Reserve Estimates
- ☐ Scoping Study for larger scale spodumene concentrate production
- ☐ Initiate Permitting process


5

CORPORATE

- ☐ Complete merger and realize operating synergies
- ☐ Complete capital raise to execute strategic plans and create cash runway into 2026
- ☐ Evaluate downstream partnering on consolidated platform

LITHIUM MARKETS

 Nasdaq :PLL

 ASX :PLL

ABN 50 002 664 495

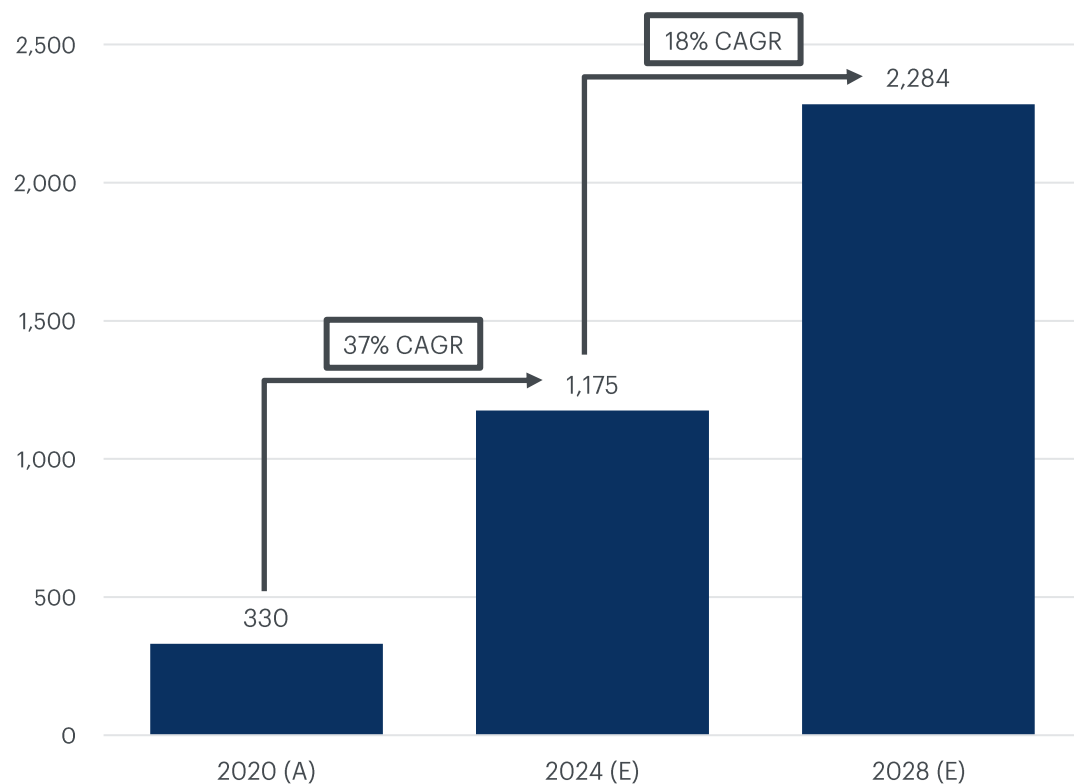
LiOH

AN OPPORTUNE TIME TO INVEST IN LITHIUM

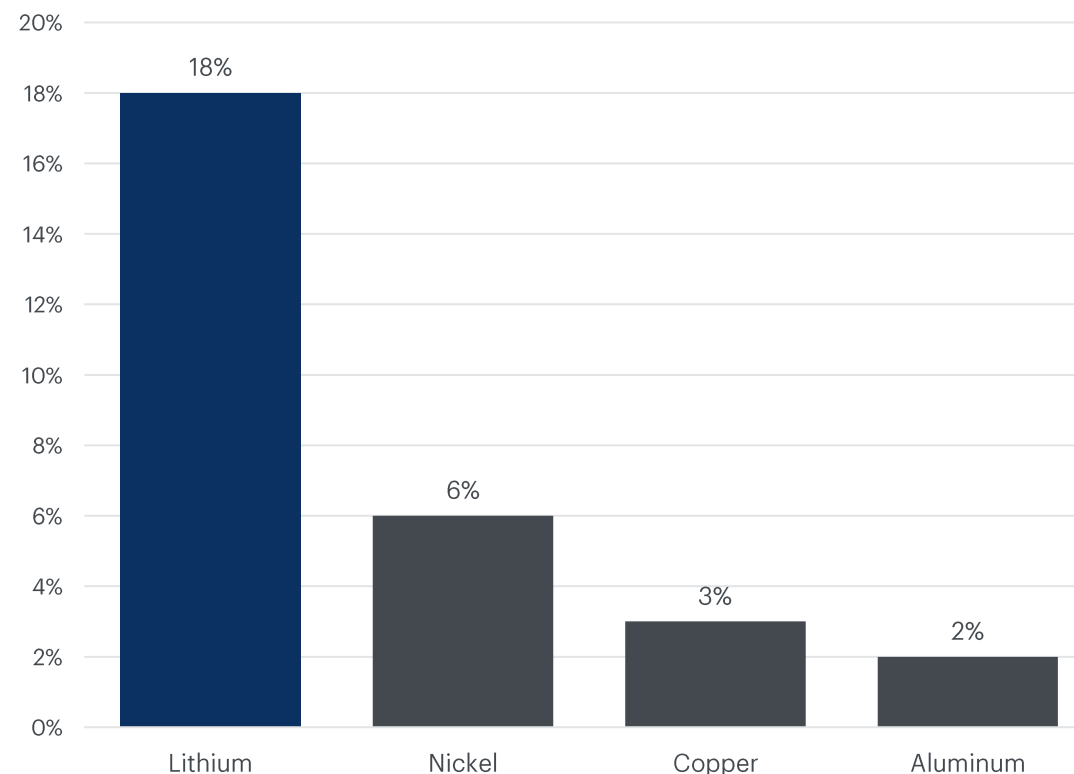
- ✓ Lithium remains a key cornerstone material for the global energy transition
- ✓ Countercyclical investment, lithium price significantly down from highs with forecast LT pricing upside
- ✓ Highly attractive long-term fundamentals with >10% demand CAGR to 2040 / with supply deficits anticipated by 2030¹
- ✓ Low price environment increasing risk to future supply, with announced supply reductions and project delays
- ✓ Increasing importance of project location – strategic benefits from IRA and proximity to key downstream partners

THE LITHIUM GROWTH STORY IS INTACT

Annual Lithium Demand (kt LCE)



2024 - 2028 Demand Compound Annual Growth Rate ("CAGR")



Source:
2020 (A) sourced from Benchmark Mineral Intelligence ("BMI") Q3'24 Lithium Forecast
2024 (E) and 2028 (E) show the average forecast demand from BMI, Barrenjoey, BMO, Canaccord, Goldman Sachs, JP Morgan, Macquarie, Morgan Stanley, TD Cowen and UBS research.

Source:
Lithium demand CAGR represents the average forecast demand from BMI, Barrenjoey, BMO, Canaccord, Goldman Sachs, JP Morgan, Macquarie, Morgan Stanley, TD Cowen and UBS research.
Nickel, Copper and Aluminum demand CAGR is the average forecast demand from BMO, Goldman Sachs, JP Morgan, Macquarie, and Morgan Stanley research.

LITHIUM MARKET TRENDS

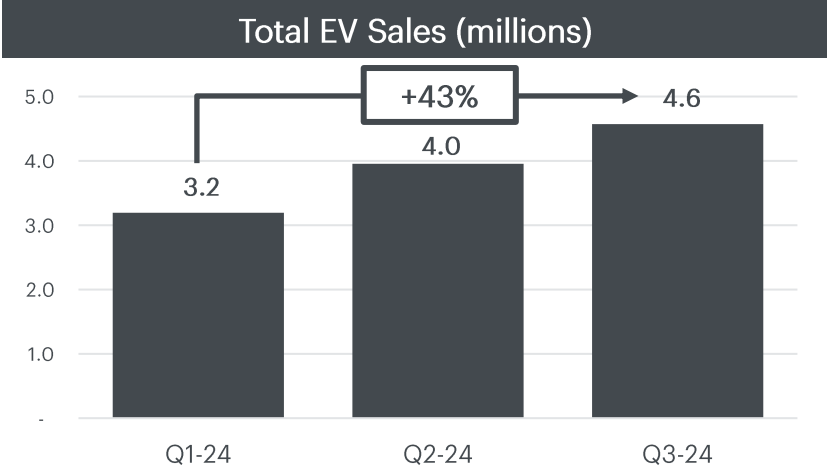
Industry reactions to low price environment

Supply Curtailments and Project Delays

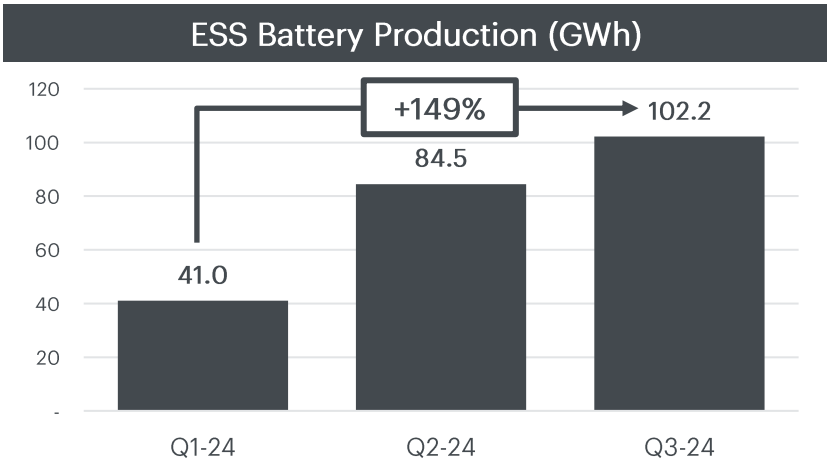
Asset	Update
Mt Cattlin	Care & maintenance in mid-2025
Galaxy	Pausing capital spend
Fenix 1B	Delays to expansion plans
Bald Hill	Care & maintenance in November 2024
Wodgina Train 3	Delayed operation until market recovers
Mt Marion	20% cut to 2024 production guidance
Finniss	Halted processing stockpiles in June 2024
Rincon (Argosy)	Suspended due to lower lithium prices
Kemerton Train 2	Care & maintenance
Kemerton Train 3	Halting construction
Ngungaju	Care & maintenance in December 2024

Source: Company announcements

Demand Growth



Source: Rho Motion EV Battery Chemistry Monthly Assessment, October 2024



Source: JP Morgan Research, October 17, 2024

Consolidation

RioTinto



- Rio Tinto to acquire Arcadium Lithium in all-cash transaction
- 90% premium to Arcadium closing price on October 4; 39% premium to Arcadium Lithium VWAP since first trade
- Provides Rio Tinto access to a high-growth market via Arcadium's Tier 1 lithium assets

Source: Rio Tinto ASX release dated October 9, 2024



- Pilbara Minerals to acquire Latin Resources in all-share transaction
- 32% premium to Latin Resources 30-day VWAP
- Diversifies Pilbara operations geographically and provides enhanced access to the North American and European battery markets

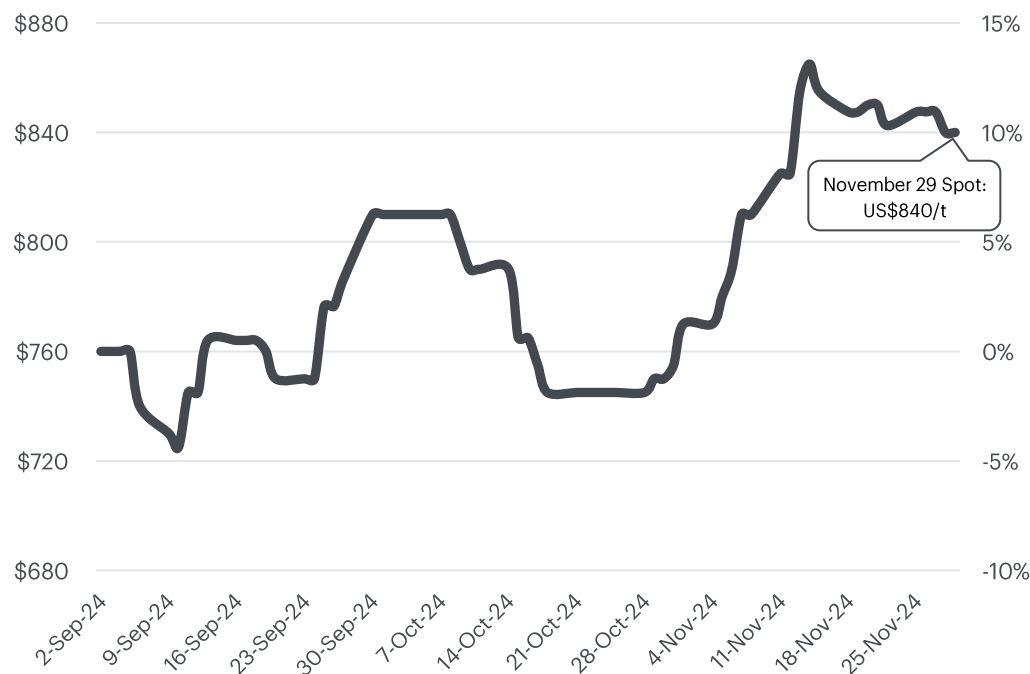
Source: Pilbara Minerals ASX release dated August 15, 2024

LITHIUM PRICES

Spodumene Prices have Recovered from Recent Lows; Lithium Hydroxide Futures Remain in Contango

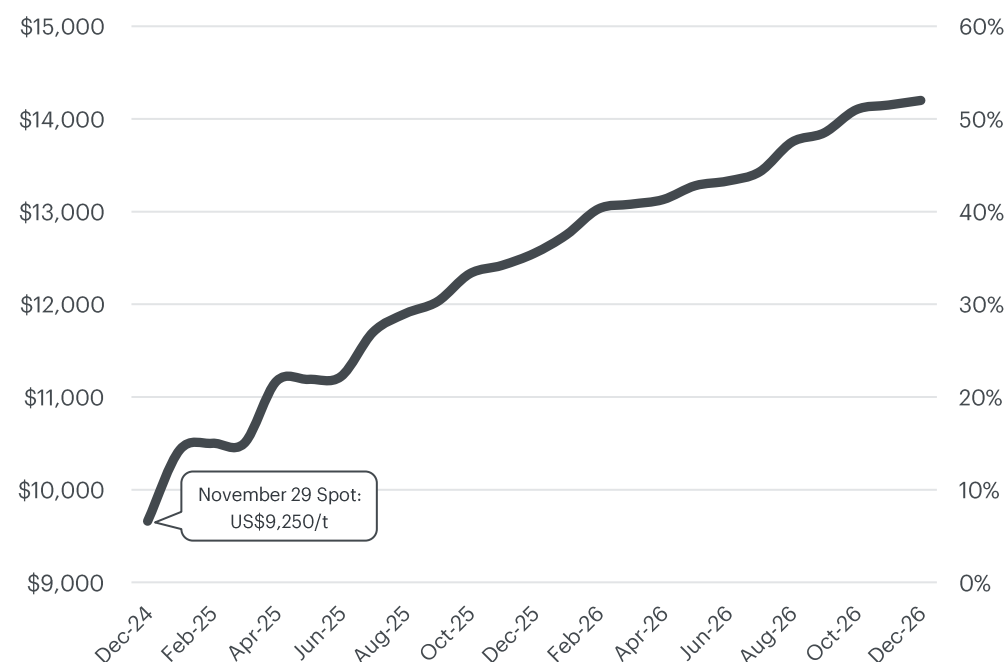
- Spodumene Concentrate prices have recovered from multi-year lows as industry responds to supply curtailments and project delays
- Resilient demand growth from EVs and ESS driving downstream inventory destocking

6% Lithium Oxide Spodumene Concentrate Spot Price (US\$/t)⁽¹⁾



- Lithium Hydroxide futures market is in contango reflecting optimistic sentiment
- MergeCo can hedge future deliveries against the curve to improve price realizations and limit downside exposure


CME Lithium Hydroxide CIF Futures (US\$/t)⁽²⁾



1. Fastmarkets pricing as of November 29, 2024

2. Chicago Mercantile Exchange settlements as of November 14, 2024

APPENDIX

 Nasdaq :PLL

 ASX :PLL

ABN 50 002 664 495

LiOH

PIEDMONT MINERAL RESOURCES

100% Basis



Asset	Classification	Tonnage ⁽¹⁾ (Mt)	Grade (% Li ₂ O)	Contained Metal (kt Li ₂ O)	Contained LCE kt
NAL (Piedmont 25% equity) ⁽²⁾	Measured	0.9	1.11%	10	25
	Indicated	71.1	1.14%	811	2,004
	M+I	72.1	1.14%	821	2,029
	Inferred	15.8	1.05%	166	410
Authier (Piedmont 25% equity) ⁽³⁾	Measured	6.0	0.98%	59	145
	Indicated	8.1	1.03%	83	206
	M+I	14.1	1.01%	142	351
	Inferred	2.9	1.00%	29	72
Carolina (Piedmont 100% equity) ⁽⁴⁾	Indicated	10.0	1.14%	112	280
	M+I	10.0	1.14%	112	280
	Inferred	15.9	1.02%	162	401

1. All resource figures shown on 100% basis. Mineral Resources are reported inclusive of ore reserves. All Mineral Resource estimates are reported in accordance with the JORC Code, and with the exception of Carolina, are not reported in accordance with S-K 1300.
2. Updated JORC Mineral Resource Estimate, refer to Sayona's ASX announcement titled "North American Lithium Resource increases 51% to 88Mt" released on 27 August 2024
3. North American Lithium DFS, refer to Sayona's ASX announcement titled "DFS Confirms NAL Value With A\$2.2B NPV" released on 14 April 2023
4. Refer to Piedmont's 2023 10-K filing with the SEC released on 29 February 2024

PIEDMONT ORE RESERVES

100% Basis



Asset	Classification	Tonnage ⁽¹⁾ (Mt)	Grade (% Li ₂ O)	Contained Metal (kt Li ₂ O)	Contained LCE kt
NAL (Piedmont 25% equity) ⁽²⁾	Proven	0.2	1.09%	2	5
	Probable	19.9	1.09%	217	536
	Total	20.1	1.09%	219	542
Authier (Piedmont 25% equity) ⁽³⁾	Proven	6.2	0.93%	58	143
	Probable	5.1	1.00%	51	126
	Total	11.3	0.96%	109	269
Carolina (Piedmont 100% equity) ⁽⁴⁾	Proven	-	-	-	-
	Probable	18.3	1.10%	200	495
	Total	18.3	1.10%	200	495

1. All reserve figures shown on 100% basis. All Ore Reserve estimates are reported in accordance with the JORC Code, and with the exception of Carolina, are not reported in accordance with S-K 1300.

2. 2024 Annual Mineral Resources and Ore Reserve Statement, refer to Sayona's 2024 Annual Report released on 30 August 2024

3. North American Lithium DFS, refer to Sayona's ASX announcement titled "DFS Confirms NAL Value With A\$2.2B NPV" released on 14 April 2023

4. Refer to Piedmont's 2023 10-K filing with the SEC released on 29 February 2024

SAYONA MINERAL RESOURCES

100% Basis



Asset	Classification	Tonnage ⁽¹⁾ (Mt)	Grade (% Li ₂ O)	Contained Metal (kt Li ₂ O)	Contained LCE kt
NAL (Sayona 75% equity) ⁽²⁾	Measured	0.9	1.11%	10	25
	Indicated	71.1	1.14%	811	2,004
	M+I	72.1	1.14%	821	2,029
	Inferred	15.8	1.05%	166	410
Authier (Sayona 75% equity) ⁽³⁾	Measured	6.0	0.98%	59	145
	Indicated	8.1	1.03%	83	206
	M+I	14.1	1.01%	142	351
	Inferred	2.9	1.00%	29	72
Moblan (Sayona 60% equity) ⁽⁴⁾	Measured	6.0	1.53%	92	227
	Indicated	59.1	1.22%	721	1,783
	M+I	65.1	1.25%	813	2,010
	Inferred	28.0	1.14%	319	789

1. All resource figures shown on 100% basis. Mineral Resources are reported inclusive of ore reserves. All Mineral Resource estimates are reported in accordance with the JORC Code and are not reported in accordance with S-K 1300.
2. Updated JORC Mineral Resource Estimate, refer to Sayona's ASX announcement titled "North American Lithium Resource increases 51% to 88Mt" released on 27 August 2024
3. North American Lithium DFS, refer to Sayona's ASX announcement titled "DFS Confirms NAL Value With A\$2.2B NPV" released on 14 April 2023
4. Updated JORC Mineral Resource Estimate, refer to Sayona's ASX announcement titled "Moblan Mineral Resource increases 81% to 93Mt" released on 27 August 2024

SAYONA ORE RESERVES

100% Basis

Asset	Classification	Tonnage ⁽¹⁾ (Mt)	Grade (% Li ₂ O)	Contained Metal (kt Li ₂ O)	Contained LCE kt
NAL (Sayona 75% equity) ⁽²⁾	Proven	0.2	1.09%	2	5
	Probable	19.9	1.09%	217	536
	Total	20.1	1.09%	219	542
Authier (Sayona 75% equity) ⁽³⁾	Proven	6.2	0.93%	58	143
	Probable	5.1	1.00%	51	126
	Total	11.3	0.96%	109	269
Moblan (Sayona 60% equity) ⁽⁴⁾	Proven	-	-	-	-
	Probable	34.5	1.36%	470	1,162
	Total	34.5	1.36%	470	1,162

1. All reserve figures shown on 100% basis. All Ore Reserve estimates are reported in accordance with the JORC Code and are not reported in accordance with S-K 1300.

2. 2024 Annual Mineral Resources and Ore Reserve Statement, refer to Sayona's 2024 Annual Report released on 30 August 2024

3. North American Lithium DFS, refer to Sayona's ASX announcement titled "DFS Confirms NAL Value With A\$2.2B NPV" released on 14 April 2023

4. Moblan DFS, refer to Sayona's ASX announcement titled "Moblan Lithium Project Definitive Feasibility Study" released on 20 February 2024

SUPPORTING DATA

Leading Hard Rock Resource Base Totaling 205Mt



Asset	Company	Country / Region	Category	Reporting Code	Source	Date	Mineral Resource ⁽²⁾⁽⁴⁾							
							Measured (Mt)	Li ₂ O (%)	Indicated (Mt)	Li ₂ O (%)	Total M+I (Mt)	Li ₂ O (%)	Inferred (Mt)	Li ₂ O (%)
Kings Mountain	Albemarle (100%)	North Carolina, US	Non-operating	S-K 1300	Albemarle Corporation 10-K (2023)	31-Dec-23	-	-	46.8	1.4%	46.8	1.4%	42.9	1.1%
Greenbushes	Albemarle (49%); IGO (25%); Tianqi (25%)	Australia	Operating	JORC	Company filing (Greenbushes CY23 Resources and Reserves)	19-Feb-24	0.7	3.0%	397.0	1.5%	397.7	1.5%	49.0	1.1%
Galaxy (James Bay)	Rio Tinto (100%) ⁽¹⁾	Quebec, Canada	Non-operating	S-K 1300	Company filing (SEC Technical Report Summary James Bay Lithium)	30-Oct-23	-	-	55.3	1.3%	55.3	1.3%	55.9	1.3%
Whabouchi	Rio Tinto (50%) ⁽¹⁾ ; IQ (50%)	Quebec, Canada	Non-operating	S-K 1300	Aracadium Lithium 10-K (2023)	31-Dec-23	10.4	1.4%	35.4	1.4%	45.8	1.4%	8.2	1.3%
Mt Cattlin	Rio Tinto (100%) ⁽¹⁾	Australia	Operating	S-K 1300	Aracadium Lithium 10-K (2023)	31-Dec-23	0.3	0.9%	12.0	1.5%	12.2	1.5%	0.6	1.1%
Ewoyaa	Piedmont (40.5%); Atlantic Lithium (40.5%); Govt. of Ghana (13%); MIIF (6%)	Ghana	Non-operating	JORC	Atlantic Lithium Investor Presentation (September 2024)	3-Sep-24	3.7	1.4%	26.1	1.2%	29.8	1.3%	7.0	1.2%
Finniss	Core Lithium (100%)	Australia	Non-operating	JORC	Core Lithium Annual Report (2024)	27-Sep-24	6.3	1.4%	21.6	1.3%	27.9	1.3%	20.3	1.2%
PAK	Frontier Lithium (92.5%); Mitsubishi (7.5%)	Ontario, Canada	Non-operating	NI 43-101	Company filing (NI 43-101 Technical Report)	14-Jul-23	1.3	2.1%	24.2	1.6%	25.5	1.7%	32.4	1.4%
Manna	Global Lithium (100%)	Australia	Non-operating	JORC	Company filing (43% Increase in Manna Lithium Deposit Mineral Resource to 51.6Mt @ 1.0% Li ₂ O)	12-Jun-24	-	-	32.9	1.0%	32.9	1.0%	18.7	0.9%
Salinas	Pilbara Minerals (100%) ⁽³⁾	Brazil	Non-operating	JORC	Company filing (Colina Lithium deposit MRE upgrade)	30-May-24	28.6	1.3%	38.6	1.2%	67.3	1.3%	10.4	0.9%
Kathleen Valley	Liontown (100%)	Australia	Non-operating	JORC	Company filing (Kathleen Valley DFS confirms Tier-1 global lithium project)	11-Nov-23	20.0	1.3%	109.0	1.4%	129.0	1.4%	27.0	1.3%
Bulandia	Liontown (100%)	Australia	Non-operating	JORC	Company website (Mineral Resources, Reserves and CP Statement)	21-Apr-21	-	-	9.1	1.0%	9.1	1.0%	5.9	1.0%
Itinga (Bandeira & Outro Lado)	Lithium Ionic (100%)	Brazil	Non-operating	NI 43-101	Bandeira Feasibility Study / Company filing (Lithium Ionic Announces Maiden Mineral Resource Estimate at its Itinga Project)	11-Jul-2024 27-Jun-23	6.0	1.4%	17.9	1.3%	23.9	1.4%	17.3	1.4%
Salinas	Lithium Ionic (100%)	Brazil	Non-operating	NI 43-101	Company filing (Lithium Ionic Announces Maiden Mineral Resource Estimate)	4-Apr-24	1.1	1.2%	4.8	1.1%	5.9	1.1%	8.9	1.0%
Mt Marion	MinRes (50%); Ganfeng (50%)	Australia	Non-operating	JORC	Company filing (Mt Marion underground Mineral Resource update / Mineral Resources and Ore Reserves update)	21-Feb-24 22-Sep-23	-	-	54.7	1.4%	54.7	1.4%	11.4	1.1%
Wodgina	MinRes (50%); Albemarle (50%)	Australia	Non-operating	JORC	Company filing (Mineral Resources and Ore Reserves update)	22-Sep-23	-	-	182.1	1.2%	182.1	1.2%	35.3	1.2%
Bald Hill	MinRes (100%)	Australia	Non-operating	JORC	Company filing (Bald Hill Operations and Mineral Resources Update /)	13-Nov-24 6-Jun-18	-	-	17.2	0.9%	17.2	0.9%	40.9	1.0%
Shaakichiuwaanann	Patriot Battery Metals (100%)	Quebec, Canada	Non-operating	NI 43-101	Company website (Significant Mineral Resource Upgrade at Shaakichiuwaanann Lithium Project to Underpin Impending PEA)	5-Aug-24	-	-	80.1	1.4%	80.1	1.4%	62.5	1.3%
Carolina	Piedmont (100%)	North Carolina, US	Non-operating	S-K 1300	Piedmont Lithium 10-K (2023)	29-Feb-24	-	-	10.0	1.1%	10.0	1.1%	15.9	1.0%
North American Lithium	Sayona (75%); Piedmont (25%)	Quebec, Canada	Non-operating	JORC	Company filing (North American Lithium Mineral Resource increases 51% to 88Mt / Sayona Mining Annual Report)	27-Aug-24 20-Aug-24	0.9	1.1%	71.1	1.1%	72.0	1.1%	15.8	1.1%
Authier	Sayona (75%); Piedmont (25%)	Quebec, Canada	Non-operating	JORC	Company filing (Definitive Feasibility Study Confirms NAL Value With A\$2.2B NPV)	14-Apr-23	6.0	1.0%	8.1	1.0%	14.1	1.0%	2.9	1.0%
Pilgangoora	Pilbara Minerals (100%)	Australia	Non-operating	JORC	Pilbara Minerals Annual Report (2024)	26-Aug-24	16.5	1.3%	314.4	1.2%	330.9	1.2%	76.6	1.1%
Moblan	Sayona (60%); IQ (40%)	Quebec, Canada	Non-operating	JORC	Company filing (Moblan Mineral Resource increases 81% to 93Mt / Moblan Lithium Project Definitive Feasibility Study)	27-Aug-24 20-Feb-24	6.0	1.5%	59.1	1.2%	65.1	1.2%	28.0	1.1%
Grota do Cirilo	Sigma (100%)	Brazil	Non-operating	NI 43-101	Company filing (NI 43-101 Technical Report)	18-Jan-24	45.2	1.4%	49.1	1.4%	94.3	1.4%	14.6	1.4%
Mt Holland	SQM (50%); Wesfarmers (50%)	Australia	Non-operating	S-K 1300	SQM 20-F (2023)	31-Dec-23	48.4	1.6%	123.4	1.5%	171.8	1.5%	7.0	1.4%
Adina	Winsome Resources (100%)	Quebec, Canada	Non-operating	JORC	Company filing (Adina Mineral Resource increases 33% to 78Mt at 1.15% Li ₂ O)	28-May-24	-	-	61.4	1.1%	61.4	1.1%	16.5	1.2%
Mibra	AMG (100%)	Brazil	Operating	NI 43-101	Company filing (AMG Advanced Metallurgical Group N.V. Announces Increased Lithium and Tantalum Mineral Resources at Mibra Mine)	3-Apr-17	3.4	1.0%	16.9	1.1%	20.3	1.1%	4.2	1.0%
Rose	Critical Elements (100%)	Ontario, Canada	Non-operating	NI 43-101	Company filing (Rose Lithium-Tantalum Project Feasibility Study)	11-Oct-23	-	-	30.6	0.9%	30.6	0.9%	2.4	0.8%
Separation Rapids	Avalon Advanced Materials (40%); Sibelco (60%)	Ontario, Canada	Non-operating	NI 43-101	Company filing (Avalon announces a substantive 20% increase in deposit size at its flagship Separation Rapids joint-venture lithium project)	10-Aug-23	4.3	1.3%	5.8	1.4%	10.1	1.3%	2.8	1.4%
Georgia Lake	RockTech (100%)	Ontario, Canada	Non-operating	NI 43-101	Company filing (Georgia Lake Pre Feasibility Study)	11-Oct-22	-	-	10.6	0.9%	10.6	0.9%	4.2	1.0%

33 1. Assumes completion of Arcadium acquisition
2. Measured and Indicated Resources shown exclusive of Reserves, where not separately disclosed Proven deducted from Measured and Probable deducted from Indicated, totals may not align due to rounding

3. Assumes completion of Latin Resources Acquisition
4. All Mineral Resource and Mineral Reserve figures shown on a 100% basis

SUPPORTING DATA

Positioned to be a North American Lithium Champion



Company	Asset	Country	Ownership	Attr. Capacity (ktpa SC) ⁽¹⁾	Attr. Capacity (ktpa SC6 eqv.) ⁽¹⁾	Source	Date
Piedmont Lithium	Carolina	USA	100.0%	242	242	Piedmont Company Presentation - Offering Near-term Leverage to Lithium Prices	24-Oct-24
	NAL	Canada	25.0%	48	43	Piedmont Company Presentation - Offering Near-term Leverage to Lithium Prices	24-Oct-24
Sayona Mining	Moblan	Canada	60.0%	180	180	Sayona ASX Announcement - Moblan Lithium projects definitive feasibility study positive results deliver C\$2.2B NPV	20-Feb-24
	NAL	Canada	75.0%	143	128	Piedmont Company Presentation - Offering Near-term Leverage to Lithium Prices	24-Oct-24
Rio Tinto ⁽²⁾	Whabouchi	Canada	50.0%	118	108	Arcadium Lithium - Investor Day Presentation	19-Sep-24
	Galaxy (James Bay)	Canada	100.0%	310	289	Arcadium Lithium - Investor Day Presentation	19-Sep-24
RockTech Lithium	Georgia Lake	Canada	100.0%	100	100	Georgia Lake Project: Pre-Feasibility Study published	16-Nov-22
Avalon	Seperation Rapids	Canada	40.0%	81	58	Separation Rapids PEA	27-Sep-18
Frontier Lithium	PAK Lithium	Canada	92.5%	141	141	Pre-Feasibility Study for the PAK Project	31-May-23
Critical Elements	Rose	Canada	100.0%	158	147	Critical Elements Investor Presentation - Lithium Charged High Purity Spodumene Project	03-Oct-24
Albemarle	Wodgina	Australia	50.0%	450	413	2024 JP Morgan Global High Yield & Leveraged Finance Conference Presentation	27-Feb-24
	Greenbushes	Australia	49.0%	772	772	SEC Technical Report Summary Pre-Feasibility Study Greenbushes Mine Western Australia	09-Feb-24
	Kings Mountain	USA	100.0%	350	350	Albemarle 2023 Form 10-K	15-Feb-24
Mineral Resources	Wodgina	Australia	50.0%	450	413	2024 JP Morgan Global High Yield & Leveraged Finance Conference Presentation	27-Feb-24
	Mt Marion	Australia	50.0%	450	300	2024 JP Morgan Global High Yield & Leveraged Finance Conference Presentation	27-Feb-24
	Bald Hill	Australia	100.0%	150	138	2024 JP Morgan Global High Yield & Leveraged Finance Conference Presentation	27-Feb-24
Pilbara Minerals ⁽²⁾	Pilgangoora ⁽³⁾	Australia	100.0%	1,895	1,642	Study Delivers 2MTPA Expansion Option - Highly Accretive	21-Jun-24
	Salinas	Brazil	100.0%	528	433	Investor Presentation - Future Facing Commodities Conference	25-Mar-24
Sigma	Grota do Cirilo	Brazil	100.0%	766	702	NI 43-101 Report - Grota do Cirilo Lithium Project	24-Sep-24
Winsome Resources	Adina	Canada	100.0%	282	259	Scoping Study delivers a capital efficient solution for North American lithium production	17-Sep-24
Patriot Battery Metals	Shaakickiuwaanaan	Canada	100.0%	621	569	PEA Highlights Shaakickiuwaanaan Project as a Potential North American Lithium Raw Materials Supply Base	22-Aug-24



LiOH

PIEDMONT
LITHIUM

CORPORATE PRESENTATION

December 2024

 Nasdaq :PLL

 ASX :PLL

ARBN 647 286 360

Corporate Office | 42 E. Catawba Street | Belmont | NC 28012 | USA

Australia Office | 28 The Esplanade | 9th Floor | Perth | WA 6000 | Australia

www.piedmontlithium.com